



ALUMINIUM RANGE





TRANSFORM YOUR HOME

Choosing the right aluminium windows and doors for your home is an important decision.

Our aluminium window and door range combines stylish looks with the latest technical innovation. Incorporating unique features and modern technology to create an incredibly thermally efficient, secure system, with unparalleled aesthetic appeal that's available in a wide range of colours.

The SolarFrame aluminium range is individually tailored to meet the needs of you and your property. A range of different outer frame sizes accommodate different plaster lines and window reveals - ensuring a perfect, neat finish.



WHY ALUMINIUM?

Aluminium windows are a popular choice amongst homeowners due to their durability, strength and resistance to corrosion. They are available in a range of styles, designs and finishes, providing flexibility in aesthetics and functionality.

Good thermal and acoustic insulation are just some of their benefits, making them environmentally-friendly and energy-efficient. Overall, aluminium windows are a popular choice for those seeking a modern and practical window solution.

How long do aluminium windows last?

Aluminium windows are highly durable and are known for their long life span. On average, when well maintained they

can last up to 45 years due to the aluminium's resistance to rust, corrosion, and it's ability to withstand harsh weather conditions.

The Benefits of Aluminium Windows

- Increased Durability and Strength
- Low Maintenance
- Energy Efficient
- Design and Style Versatility
- Reduced Noise Pollution
- Enhanced Security
- Sustainability





WINDOW STYLES

The SolarFrame aluminium window collection combines exceptional design with thermal performance. Our aluminium window range is manufactured using the highest quality components and manufacturing methods to ensure a superior product every time.

All of our windows are made-to-measure, and come in a wide range of styles and finishes to offer the ultimate selection.



CASEMENT WINDOWS



FRENCH WINDOWS



FIXED WINDOWS



BAY AND BOW WINDOWS



TILT & TURN WINDOWS




**ANGLED & CURVED
WINDOWS**

THERMAL PERFORMANCE

Our thermally efficient 72-80mm wide system is available in **casement, French, tilt & turn and fixed window styles.**

The SolarFrame aluminium window range combines clean lines with exceptional thermal performance for up to an **A+ Window Energy Rating**. Our innovative multi-chamber thermal design keeps you and your property well insulated against the worst of the UK weather.



INBUILT SECURITY

Secured by Design



Official Police Security Initiative

Designed with in-built security, our aluminium window range features multi-point locking to keep you and your home safe and secure.

Additional features like unique hinge protectors also help to provide exceptional levels of security. Opt for a laminated glass upgrade for Secured By Design accreditation - the official UK police initiative 'designing out crime' through physical security.




BIFOLD DOORS

Beautifully balanced bifolds manufactured in the heart of Yorkshire

With a choice of stepped, contemporary or flat faced opening sashes our slim and perfectly balanced doors can be configured to perfectly suit your needs. Available up to 6.5m wide and up to 2.6m tall.

Depending on the layout of the room you can choose to have your doors split left or right, or have them all sliding to one side.

**SLIM SIGHTLINES**

138MM
SASH TO SASH

MAX SIZES

HEIGHT	WIDTH
2.6M	6.5M

110MM
SASH TO OUTERFRAME

CONFIGURATIONS

FOLDING
UP TO 7 PANE

Clean, crisp lines on the outside hide away innovative multi-chamber thermal technology, helping to keep properties well insulated against the worst of the UK weather. The insulating chambers act as a thermal break and work in conjunction with high performance glazing to create class-leading thermal performance.

Custom designed rollers eliminate the need for floating mullions. Ensuring that whatever your style of door, our bi-folds have consistent 138mm sightlines between sashes, creating a balanced look.

With 5-point locking and double deadbolts, every element of our bifold doors has been designed to keep your home secure. Featuring full length security interlocks on appropriate styles to protect from potential intruders.

U-Value as low as 1.0W/m²K

Up to seven panes wide

Outstanding security built into every bi-fold

Slim sightlines

LIFT AND SLIDE PATIO DOORS

Up to 31% slimmer than market competitors, our multi-track aluminium lift & slide patio combines flawless minimalism with exceptional thermal performance.

Available in stepped and contemporary styles, the SolarFrame Aluminium Lift & Slide Patio perfectly matches the rest of our range.



The perfect way to frame a view, SolarFrame Aluminium Lift and Slide Patio Doors provide the ideal way to create a feeling of space within a home. Letting homeowners enjoy the great outdoors, whatever the weather.

These high quality, UK made, aluminium doors are a fantastic investment that can transform a property into a haven of comfort and style. Helping to integrate outside space with interiors.

With three main threshold options, it's easy to integrate SolarFrame Aluminium Lift and Slide Patio Doors into your project - creating the ideal balance between weathertightness and uninterrupted views.

U-Value as low as 1.0W/m²K


Innovative flush hook-locks

With exceptional security built-in

Slim sightlines

Choice of two interlocks

Three threshold options available



SLIM SIGHTLINES
106MM
FRAME AND SASH

MAX SIZES
HEIGHT WIDTH
2.5M 6.5M

80 AND 52MM
SASH TO SASH
INTERLOCK

CONFIGURATIONS
DUAL TRACK /
TRIPLE TRACK



SINGLE & FRENCH DOORS

Glazed aluminium doors help to maximise natural light and allow homeowners to perfectly frame a view.

Door combinations can also be manufactured with continuous thresholds that continue across any sidelights for neater and higher quality installations.



SLIM SIGHTLINES

137MM
SASH TO SASH

116MM
MIDRAIL

MAX SIZES

HEIGHT 2.5M
SINGLE WIDTH 1M
FRENCH WIDTH 2.1M

AVAILABLE WITH
SIDE AND TOP LIGHTS

Three high performance, low level threshold options all feature fully weather-sealed rebates that keep the worst of the British weather safely outside. Perfect for adding a timeless feel to any home, our range of aluminium single and French doors provide exceptional thermal efficiency and a range of sophisticated security features.

Whether you're looking for a door to bring more light into a kitchen/diner extension or need to find a replacement door for a renovation project, the SolarFrame aluminium door range has everything you need to offer your customers the best solutions!

3 Part M compliant threshold options

•
U-values as low as $1.0W/(m^2K)$

•
16 times more rigid than PVCu


•
Available in a wide range of
colours and finishes

YOUR OPTIONS

All available in a range of colours and finishes to suit every home. Our aluminium range is available in twelve powder coated colours, with the option of choosing a different colour for the interior to help you find the look that is right for your property.




STANDARD COLOURS




STANDARD


HIPCA GLOSS WHITE



PURE WHITE




ANTHRACITE GREY




JET BLACK


PREMIUM COLOURS



CREAM




AGATE GREY



SQUIRREL GREY



PASTEL TURQUOISE



CHOCOLATE BROWN



BESPOKE

GLAZING OPTIONS

28MM
DOUBLE GLAZED
1.4 U-VALUE

36MM
TRIPLE GLAZED
1.1 U-VALUE

44MM
TRIPLE GLAZED
1.0 U-VALUE
CONTEMPORARY
ONLY

Subject to glass specification, 1.1 U-value for 36mm triple glazed stepped sashes

FINISHING OPTIONS

Obscure or Decorative Glass

Choose from obscure glass to give you privacy in any room, or coloured decorative patterns and leads for the ultimate finish

Georgian Bars or Dummy Sash

Emulate a classic look; dummy sash, astragal and Georgian bars can create the look of stylish period-era windows.

Security

All of our aluminium products are incredibly secure and available with PAS24 and Secured By Design accreditations.





WWW.SOLROOFS.CO.UK | 0800 625 0123 | SALES@SOLARFRAME.CO.UK